

Features:

- Stage monitors, side-fill and P.A. applications.
- Reinforced fiberglass horn.
- 50 mm (2") throat.
- 90°(H) x 40°(V) nominal coverage.
- Metal bracket included (HS50).



SPECIFICATIONS

Nominal coverage	
Horizontal	90 degrees
Vertical	40 degrees
Directivity	
Directivity factor (Q)	13
Directivity index (Di)	11 dB
Sensitivity	
On driver, 1W @ 1m, on axis ¹	107 dB SPL
Frequency response @ -10 dB ²	400 to 15,000 Hz
Throat diameter	50 (2) mm (in)
Minimum recommended crossover ³	400 Hz

¹ Measured with D405TI driver, 800 - 3,000 Hz average.

² Measured with D405TI driver.

³ With D405 driver.

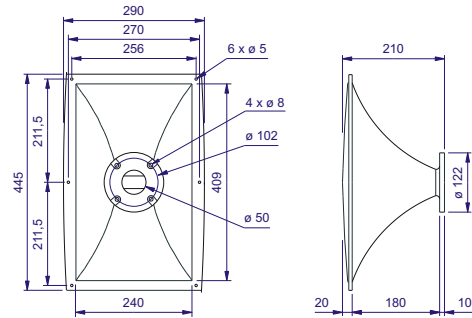
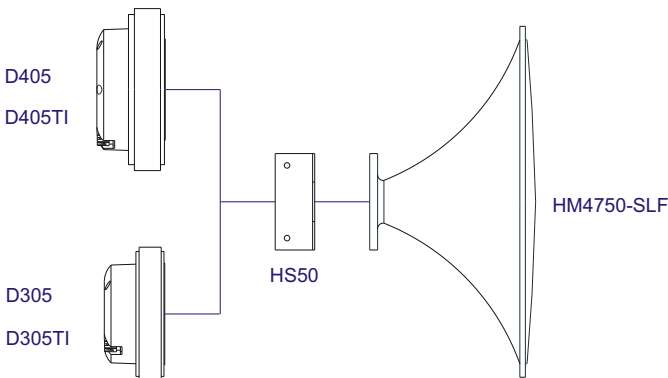
ADDITIONAL INFORMATION

Horn material	Reinforced fiberglass	
Horn finish	Black	
Overall dimensions		
Mouth height	290 (11.42)	mm (in)
Mouth width	445 (17.52)	mm (in)
Length	210 (8.27)	mm (in)
Volume displaced by horn	3.0 (0.106)	l (ft ³)
Net weight	1,500 (3.31)	g (lb)
Gross weight	2,900 (6.39)	g (lb)
Carton dimensions (W x D x H)	48 x 30 x 25 (18.9 x 11.8 x 9.8)	cm (in)

MOUNTING INFORMATION

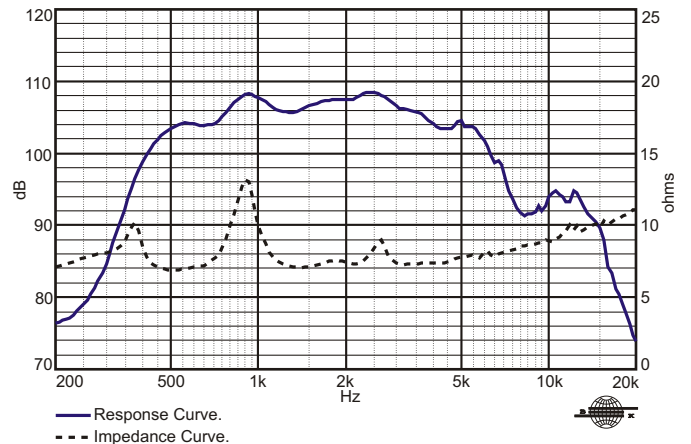
Mechanical connection of driver	Bolt on	
Baffle cutout dimensions (front mount)		
Horizontal	405 (15.95)	mm (in)
Vertical	240 (9.45)	mm (in)

HORN x DRIVER CONNECTION

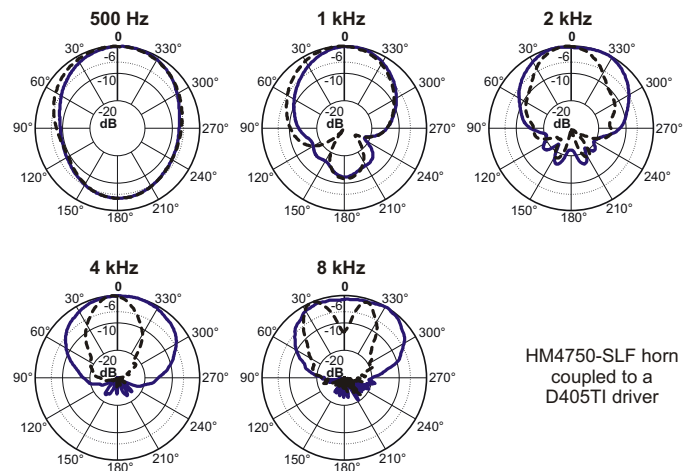


Dimensions in mm.

RESPONSE AND IMPEDANCE CURVES W/ D405TI DRIVER INSIDE AN ANECHOIC CHAMBER, 1 W / 1 m



POLAR RESPONSE CURVE



HM4750-SLF horn coupled to a D405TI driver

— Polar Response Curve, Horizontal.
- - - Polar Response Curve, Vertical.