

CONTROL 1

MINIATURE LOUDSPEAKER SYSTEM



FEATURES:

Sensitivity: 90 dB SPL, 2.83 V, 1 m (3.3 ft.)

High power handling (150 W, pink noise) with integral protection circuit network

Molded enclosure with shielded magnet structure

Components:

- 135 mm (5 1/4 in) low frequency loudspeaker,
- 19 mm (3/4 in) polycarbonate dome tweeter

Optional mounting hardware

The Control 1™ is a high performance personal monitor loudspeaker. Incorporating a 5 1/4" (135mm) low frequency loudspeaker, 3/4" (19mm) high frequency radiator and high performance dividing network, the Control 1™ provides full-range, low distortion reproduction in a variety of applications.

Compact and durable, the Control 1™ performs equally well in recording studios, mobile audio video control rooms and broadcast studios. It is also highly suitable for

foreground and background music use in restaurants, discotheques, and audio-visual applications.

HF and LF transducers are magnetically shielded, permitting the Control 1™ to be safely used in close proximity to video monitors. Well balanced sound and exceptional power handling make the Control 1™ ideal for any installation requiring Professional Control Monitor performance from a compact source.

Control 1™ mounting versatility is enhanced by a complete line of installation accessories.

Wall mounting brackets are available for permanent attachment to any rigid surface. A clamp mounting system is available for semi-permanent attachment to a wide variety of structures.

Additionally, mounting adaptors are available to interface the Control 1™ system to other mount systems now in use as well as photographic tripods or microphone stands.

JBL

CONTROL 1

ARCHITECTURAL SPECIFICATIONS:

The loudspeaker system shall consist of a 135 mm (5¼ in) low-frequency transducer, 19 mm (¾ in) dome high-frequency transducer, and frequency dividing network installed in a ported enclosure. The magnetic assemblies shall use ferrite magnets, with integral shielding of the external magnetic field. The low frequency voice coil shall be 25 mm (1 in) in diameter. The frequency dividing network shall have a crossover frequency of 6 kHz and shall utilize polypropylene bypass capacitors to reduce hysteresis effects on the signal.

Performance specifications of a typical production unit shall be as follows: measured sensitivity (SPL at 1 m (3.3 ft) with 2.83 V input, swept from 500 Hz to 2.5 kHz) shall be at least 90 dB SPL. Frequency response shall be within plus or minus 3 dB from 120 Hz to 20 kHz. Usable frequency response shall extend downward to 70 Hz. Nominal impedance shall be 4 ohms. Rated power capacity shall be at least 150 watts continuous pink noise, based on test signal of filtered random noise conforming to international standard IEC 268-5 (pink noise with 12 dB/octave rolloff below 40 Hz and above 5 kHz with a peak-to-average ratio of 6 dB), two hours duration.

The entire enclosure shall be manufactured of molded polypropylene structural foam. An optional mounting bracket is available for positioning of the loudspeaker at various angles. Overall dimensions shall be no greater than 235 mm (9¼ in) by 159 mm (6¼ in) by 143 mm (5½ in) deep. Finish shall be black, with metal grille and rubber end protectors.

The system shall be the JBL Model Control 1.

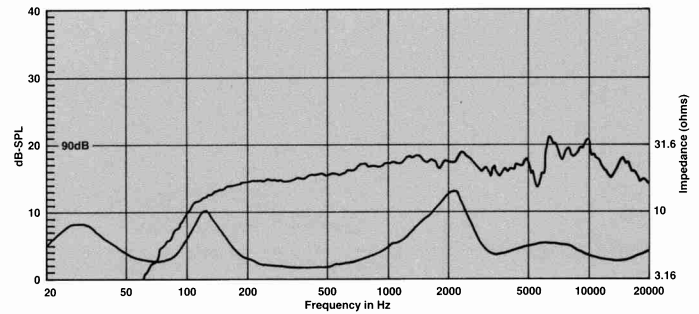
SPECIFICATIONS:

SYSTEM:	
Frequency Response (± 3 dB):	120 Hz to 20 kHz
Power Capacity ¹ :	150 W
Sensitivity ² :	90 dB SPL, 2.83 V, 1 m (3.3 ft)
Directivity ² : Factor (Q):	2.8
Index (DI):	4.5 dB
Nominal Impedance:	4 ohms
Crossover Frequency:	6 kHz
Polarity:	Positive Voltage to + terminal causes outward low frequency cone motion.
GENERAL:	
Enclosure Material:	Polypropylene structural foam
Finish:	Black
Dimensions:	235 mm x 159 mm x 143 mm deep 9¼ in x 6¼ in x 5½ in deep
Net Weight (each):	1.8 kg (4 lb)
Shipping Weight (pair):	4.6 kg (10 lb)
ACCESSORIES:	
MTC-1 Adapter:	This clamp-on unit allows the Control 1 to be mounted on photographic tripods, mike stands (with the MTC-4 or MTC-5) and other manufacturers' wall or clamp mount systems. Pair packed.
MTC-2 Wall/Ceiling Mount System:	This unit allows the Control 1 to be mounted to any rigid surface while permitting the speaker to be aimed in almost any direction. (Includes MTC-1). Single pack.
MTC-3 Clamp Mount System:	This unit allows the Control 1 to be clamped on to a variety of objects such as shelves, poles or table tops while permitting a range of adjustments. (Includes MTC-1). Single pack.
MTC-4 European Microphone Stand Adapter:	This unit allows Control 1 to be mounted on a microphone stand with European standard threads, when used in conjunction with an MTC-1.
MTC-5 American Microphone Stand Adapter:	This unit allows Control 1 to be mounted on a microphone stand with American standard threads, when used in conjunction with an MTC-1.
MTC-6:	U.S. Standard Thread Microphone Stand Adaptor (MTC-5) Packaged with MTC-1 adaptor.

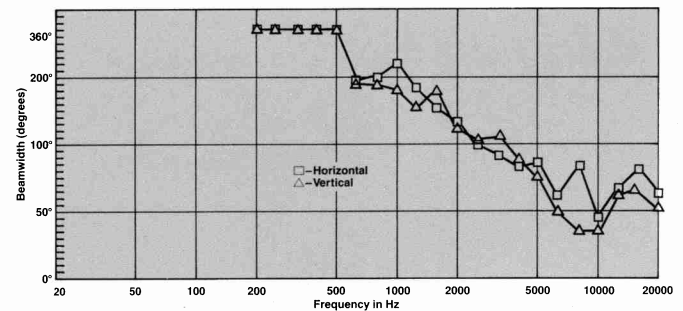
¹Rating based on test signal of filtered random noise conforming to international standard IEC 268-5 (pink noise with 12 dB/octave rolloff below 40 Hz and above 5000 Hz with a peak-to-average ratio of 6 dB), two hours duration.

²Averaged from 500 to 2.5 kHz.

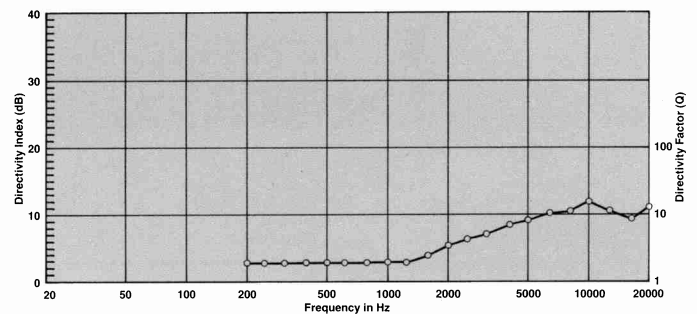
Frequency Response at 1W, 1 meter; Impedance



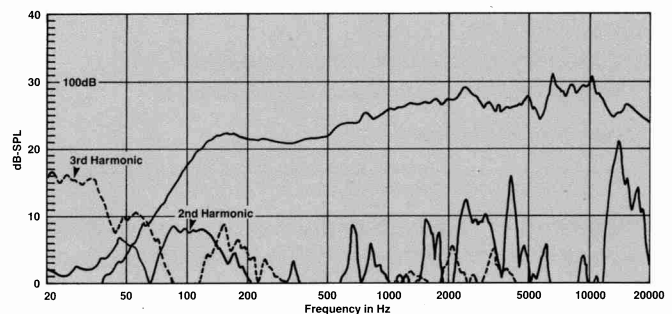
Horizontal and Vertical Beamwidth (-6dB) vs. Frequency



Directivity vs. Frequency



Distortion vs. Frequency 10W Distortion Raised 20dB



JBL continually engages in research related to product improvement. New materials, production methods, and design refinements are introduced into existing products without notice as a routine expression of that philosophy. For this reason, any current JBL product may differ in some respect from its published description but will always equal or exceed the original design specifications unless otherwise stated.

