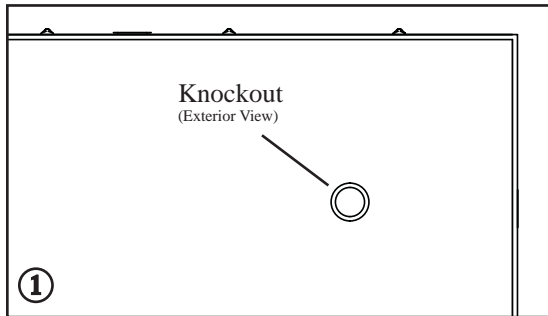
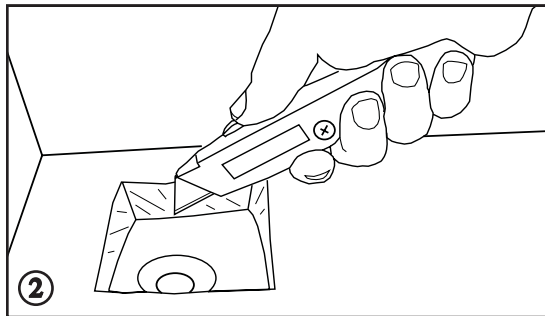




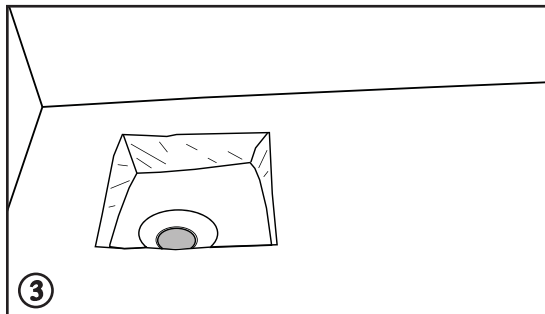
Accessing the Conduit Knockouts on the Control 300 Series Backboxes / Backcans



1. On the inside of the backbox (MTC-300BB12) / backcan (MTC-300BB8), locate the general area of the knockout. *Note: Because of the dampening material's thickness, you may not be able to feel the wood cut out however, a cut out is located at each knockout point.*



2. Using a utility knife, cut the dampening material and remove it from the inside of the box to expose the conduit knockout. **IMPORTANT!** To avoid injury, always wear safety glasses when cutting away dampening materials.



3. Using a hand held punch, strike the knockout and remove the seal.



JBL Professional
8400 Balboa Blvd
Northridge, CA 91329 USA

■ A Harman International Company

© 2006 JBL Professional