



AS1200-STD, AS1200-SP AS1200D-SP42

High
Frequency
Horn System

Architectural Series

Key Features:

- ▶ Enclosures accommodate 2380 Series Flat-Front™ Bi-Radial® horns.
- ▶ Facilitates arraying of tight clusters of horns.
- ▶ Multiple attachment points for efficient mounting.
- ▶ All systems use the JBL 2446J with Coherent Wave™ phasing plug.



The JBL Architectural Series is a family of modular loudspeaker systems designed for fixed installation in applications ranging from speech reinforcement to large scale music reinforcement. All models in the series can be "built to order" to meet specific designer needs in details of finish mounting and wiring, resulting in economy and time saving in the field.

The AS1200-STD enclosure can be ordered with the 2380A (90° x 40°), 2382A (120° x 40°), or the 2385A (60° x 40°) Bi-Radial® horn. The model AS1200D-SP42 enclosure accommodates only the 2386 (40° x 20°) Bi-Radial horn.

Components

The transducer used in all models is the JBL 2446J high frequency compression driver, with 100 mm (4 in) diameter voice coil and Coherent Wave™ phasing plug for better high frequency efficiency.

Enclosure

The enclosure is made of high quality birch plywood and are trapezoidal, with front-to-back tapering of 15° on each side. All joints are either rabbet or dado type, and the standard model comes with a black textured paint finish. The enclosure has twelve corner mounted steel plate attachment points which accept 3/8 inch forged shoulder steel eye-bolts for maximum safety.³

Specifications:

SYSTEM:					
Frequency Response (±3 dB):	800 Hz - 18 kHz, with equalization				
Input Power Rating ¹ (all options):	150 watts, continuous program above 1 kHz (100 watts above 500 Hz)				
Rated Impedance (all options):	16 ohms				
Minimum Impedance:	12 ohms				
	Model:	2380A	2382A	2385A	2386
Sensitivity ² :	112 dB SPL	110 dB SPL	114 dB SPL	116 dB SPL	
DF ² :	10.3 dB	9 dB	12.8 dB	16.5 dB	
Q ² :	10.7	7.9	19	44.9	
Recommended Crossover Frequency:	500 Hz or higher, 12 dB / octave minimum				
COMPONENTS:					
AS1200-STD	2380A/2446J				
AS1200-SP94	2380A/2446J				
AS1200-SP64	2385A/2446J				
AS1200-SP124	2382A/2446J				
AS1200D-SP42	2386/2446J				
ENCLOSURE:					
Shape:	Trapezoidal (15° taper per side)				
Material:	High grade birch plywood				
Attachment:	12 points; accepts 3/8 in - 24 1/2 in forged shoulder steel eye bolts. ³				
Attachment Load Rating:	114 kg (250 lb capacity per attachment point) 5:1 safety factor, straight pull				
Standard Finish:	Black textured paint				
Standard Material:	Black, fire retardant on hardwood frame				
Standard Connector:	Barrier strip				
Dimensions (H x W x D):					
AS1200-STD:	610 mm x 352 mm x 435 mm (24 in x 13-7/8 in x 17-1/4 in)				
AS1200D-SP42	610 mm x 352 mm x 572 mm (24 in x 13-7/8 in x 22-3/8 in)				
Net Weight (each):	30 Kg (67 LB)				
Shipping Weight (pair):	66 Kg (145 lb)				
CAUTION:	Suspending this system should only be done by qualified persons following safe rigging standards.				

¹ See individual component specification sheets for rating methodology and additional data.

² Averaged over range from 500 Hz to 16 kHz

³ Available from JBL as part number AS-ACC-FBI or AS-ACC-EB2 (for weather-resistant models).

JBL continually engages in research related to product improvement. New materials, production methods, and design refinements are introduced into existing products without notice as a routine expression of that philosophy. For this reason, any current JBL product may differ in some respect from its published description, but will always equal or exceed the original design specifications unless otherwise stated.

► AS1200-STD, AS1200-SP, AS1200D-SP42 High Frequency Horn System

Options

Optional finishes include a fiberglass covering for increased structural and surface durability, neutral paint which more easily facilitates repainting, and bare wood (premium Finnish birch) which can be stained to meet architectural requirements. The system can also be ordered without attachment points and with other options such as connectors.

For continued field support and recognition of loudspeaker configuration, once an option is incorporated into an Architectural Series product, it is no longer a standard (STD) model, but becomes a special (SP) model. The list of available options is continually growing. Contact JBL Professional for current Option Code offerings, availability, and pricing.

Architects and Engineers Specifications

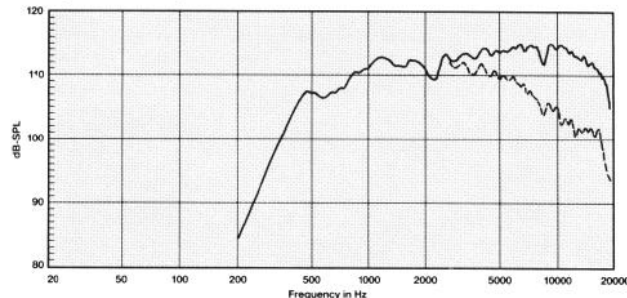
The loudspeaker system shall consist of a single compression driver / uniform coverage high frequency horn combination with the specified nominal horizontal and vertical coverage angles. The compression driver shall have a voice coil diameter of not less than 100 mm (4 in), and the program power rating above 1 kHz shall be no less than 150 watts. The enclosure shall be constructed of high grade birch plywood and have a trapezoidal profile with front-to-back tapering of 15° per side for facility in arraying. Front-to-back depth of any model shall not exceed 572 mm (22-3/8 in).

Mid-band sensitivity (1 W at 1 m) and Directivity Index shall be within 1 dB on the following values:

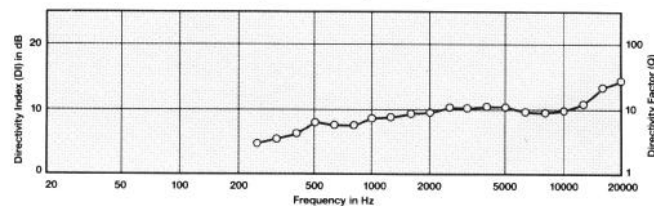
Nominal Coverage:	Sensitivity:	Directivity Index:
90° x 40°	112 dB	10.3 dB
120° x 40°	110 dB	9 dB
60° x 40°	114 dB	12.8 dB
40° x 20°	116 dB	16.5 dB

The system shall be the JBL Architectural Series model AS1200, with pertinent horn option. Other systems will be considered as equivalent provided that submitted data from a recognized independent laboratory verifying that the above performance specifications are met.

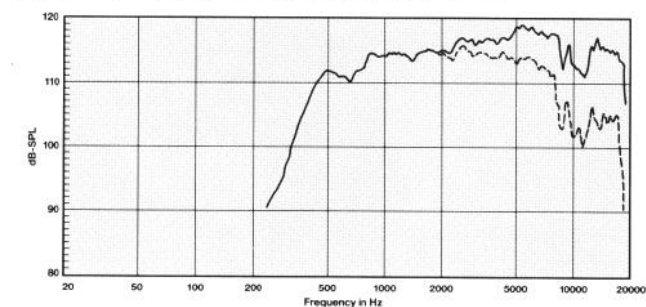
AS1200-SP94: On axis response, 1 W at 1 m, dashed curve. With power response correction, solid curve.



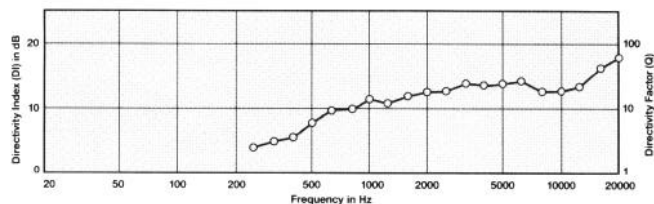
AS1200-SP94, Directivity vs. Frequency.



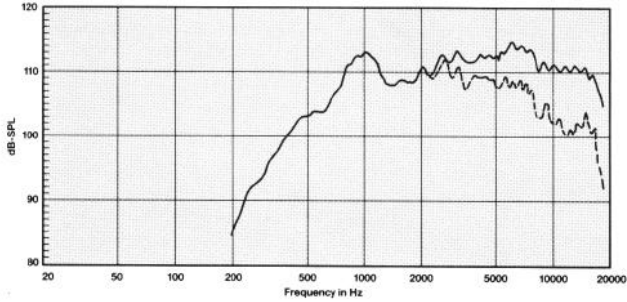
AS1200-SP64: On axis response, 1 W at 1 m, dashed curve. With power response correction, solid curve.



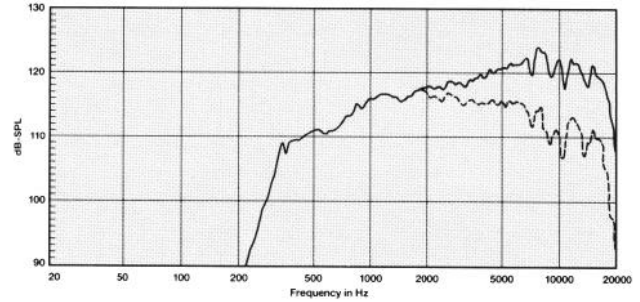
AS1200-SP64, Directivity vs. Frequency.



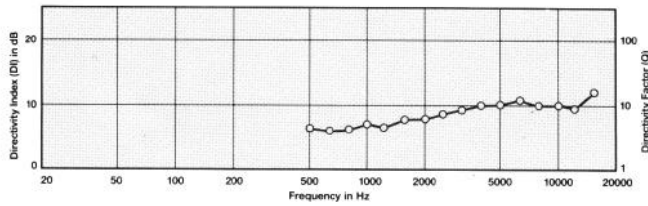
AS1200-SP124: On axis response, 1 W at 1 m, dashed curve. With power response correction, solid curve.



AS1200-SP42: On axis response, 1 W at 1 m, dashed curve. With power response correction, solid curve.



AS1200-SP124, Directivity vs. Frequency.



AS1200D-SP42, Directivity vs. Frequency.

